




Above Ground Valve & Control Vault



The 430 valve and control vault offers another option for submersible pumping systems. Instead of underground valves and a control panel that is out in the open, the 430 encloses all of these components in an above ground structure.

The 430 vault can be mounted over existing or new concrete wet wells. They can also be supplied with a fiberglass wet well. The fiberglass wet well option allows installation of the discharge elbows, rails and other hardware prior to shipping. After the vault is installed on site, the pump discharge piping is connected to vault piping system. Discharge from the vault exits via a single pipe.

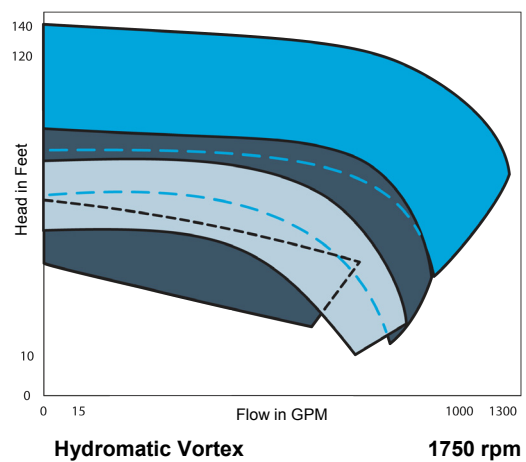
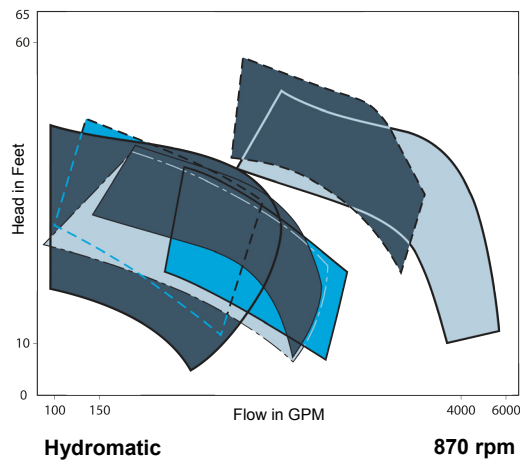
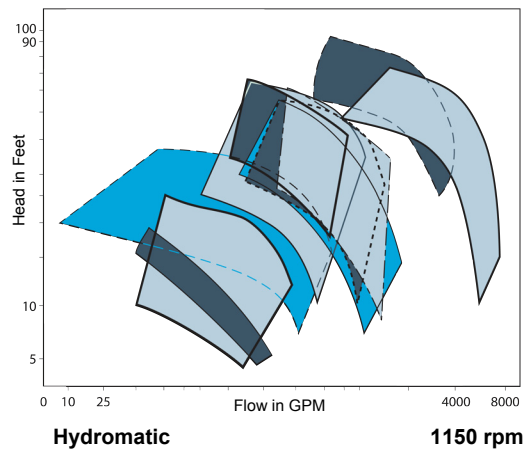
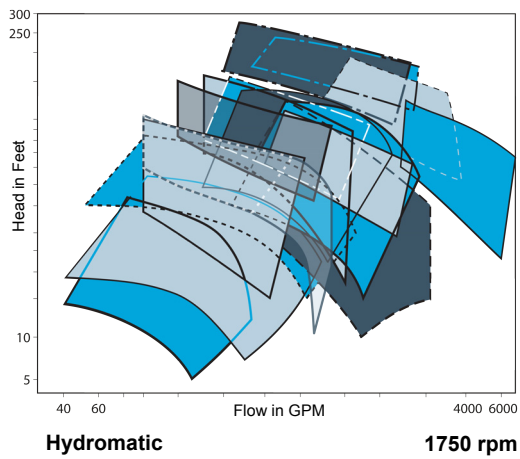
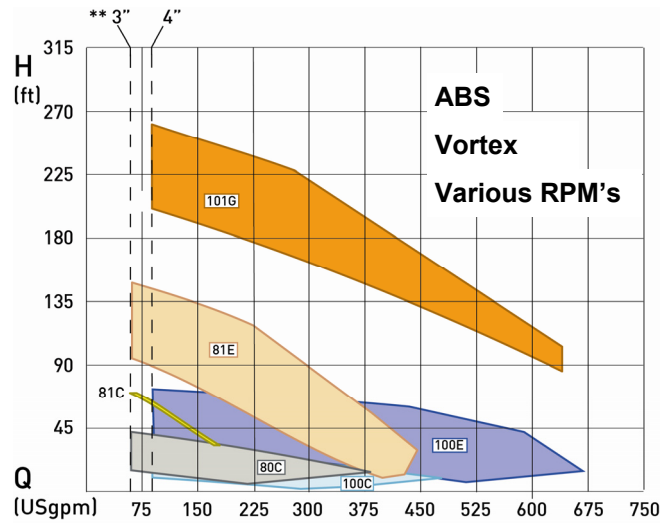
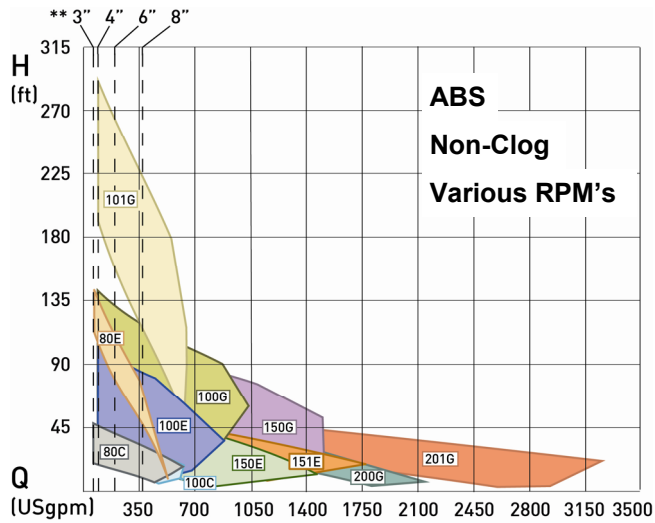
Pump and control options are the same

as those offered on our 421 packages.

Standard Features:

- 3" to 8" submersible non-clogs & choppers
- Fiberglass, gull wing design allows easy access & eliminates confined space requirements
- Insulated or standard lids
- Optional space heater
- Corrosion resistant galvanized skids
- Ductile iron piping
- Valves (check / plug / air release) & gauges
- Fiberglass or concrete wet wells
- Control panel with touch screen display
- Optional iRover remote control via your iPad
- Float, transducer & ultrasonic level options
- Complete Package UL QCZJ listed

Family Curves



9 / 2013



A Division of PumpTech Inc.
503-659-6320
Inquiries@pumptechnw.com



PumpTech Inc.
TOLL FREE: 888-644-6686
www.pumptechnw.com